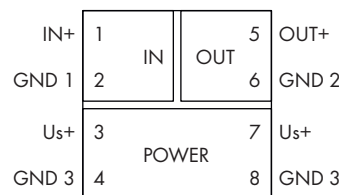
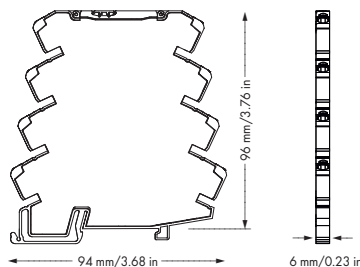



JUMPFLEX® Signal Conditioners

Isolation Amplifiers, Fixed Setting for Voltage or Current Signals



Short description:

The pre-configured isolation amplifiers convert, amplify, filter and electrically isolate standard analog signals.

Characteristics:

- Input/Output: current/voltage signal
- Safe 3-way isolation with 2.5kV test voltage to EN 61140

Description	Input signal	Output signal	Item No.	Pack. Unit
JUMPFLEX® Signal Conditioner, for DIN 35 rail				
Isolation amplifier	0(4) ... 20 mA	0(4) ... 20 mA	857-411	1
Isolation amplifier	0(2) ... 10 V	0(2) ... 10 V	857-412	1
Isolation amplifier	0 ... 10 V	0 ... 20 mA	857-413	1
Isolation amplifier	0 ... 10 V	4 ... 20 mA	857-414	1
Isolation amplifier	0 ... 20 mA	0 ... 10 V	857-415	1
Isolation amplifier	4 ... 20 mA	0 ... 10 V	857-416	1

Technical Data	
Input:	
Input signal	857-411: 0(4) ... 20 mA 857-412: 0(2) ... 10 V 857-413: 0 ... 10 V 857-414: 0 ... 10 V 857-415: 0 ... 20 mA 857-416: 4 ... 20 mA
Input resistance	≤ 50 Ω (I input) ≥ 100 kΩ (U input)
Overload capacity	30 V / 50 mA
Output:	
Output signal	857-411: 0(4) ... 20 mA 857-412: 0(2) ... 10 V 857-413: 0 ... 20 mA 857-414: 4 ... 20 mA 857-415: 0 ... 10 V 857-416: 0 ... 10 V
Load impedance	≤ 600 Ω (I output) ≥ 2 kΩ (U output)
General specifications:	
Nominal supply voltage V_s	24 VDC
Supply voltage range	$V_s -30\% \dots +30\%$
Current consumption at 24 VDC	≤ 25 mA
Max. operating frequency	100 Hz
Response time ($T_{10/90}$)	< 3.5 ms
Transmission error	≤ 0.1 % of upper range value
Temperature coefficient	≤ 0.01 % /K

Technical Data	
Environmental requirements:	
Ambient operating temperature	-25 °C ... +70 °C
Storage temperature	-40 °C ... +85 °C
Safety and protection:	
Test voltage (input/output/supply)	2.5 kV AC, 50 Hz, 1 min
Connection and type of mounting:	
Wire connection	Push-in CAGE CLAMP®
Cross sections	solid: 0.08 mm² ... 2.5 mm² / AWG 28 ... 14 fine-stranded: 0.34 mm² ... 2.5 mm² / AWG 22 ... 14
Strip lengths	9 ... 10 mm / 0.35 ... 0.39 in
Dimensions and weight:	
Dimensions (mm) W x H x L	6 x 96 x 94
	Height from upper-edge of DIN 35 rail
Weight	49.2 g
Standards and approvals:	
Conformity marking	CE
UL 508	
ANSI/ISA 12.12.01	Class I, Div. 2, Grp. ABCD, T4
Shipbuilding	GL, PRS, NKK, DNV, BV
EMC immunity of interference	EN 61000-6-2
EMC emission of interference	EN 61000-6-4
Accessories	see pages 226 ... 236